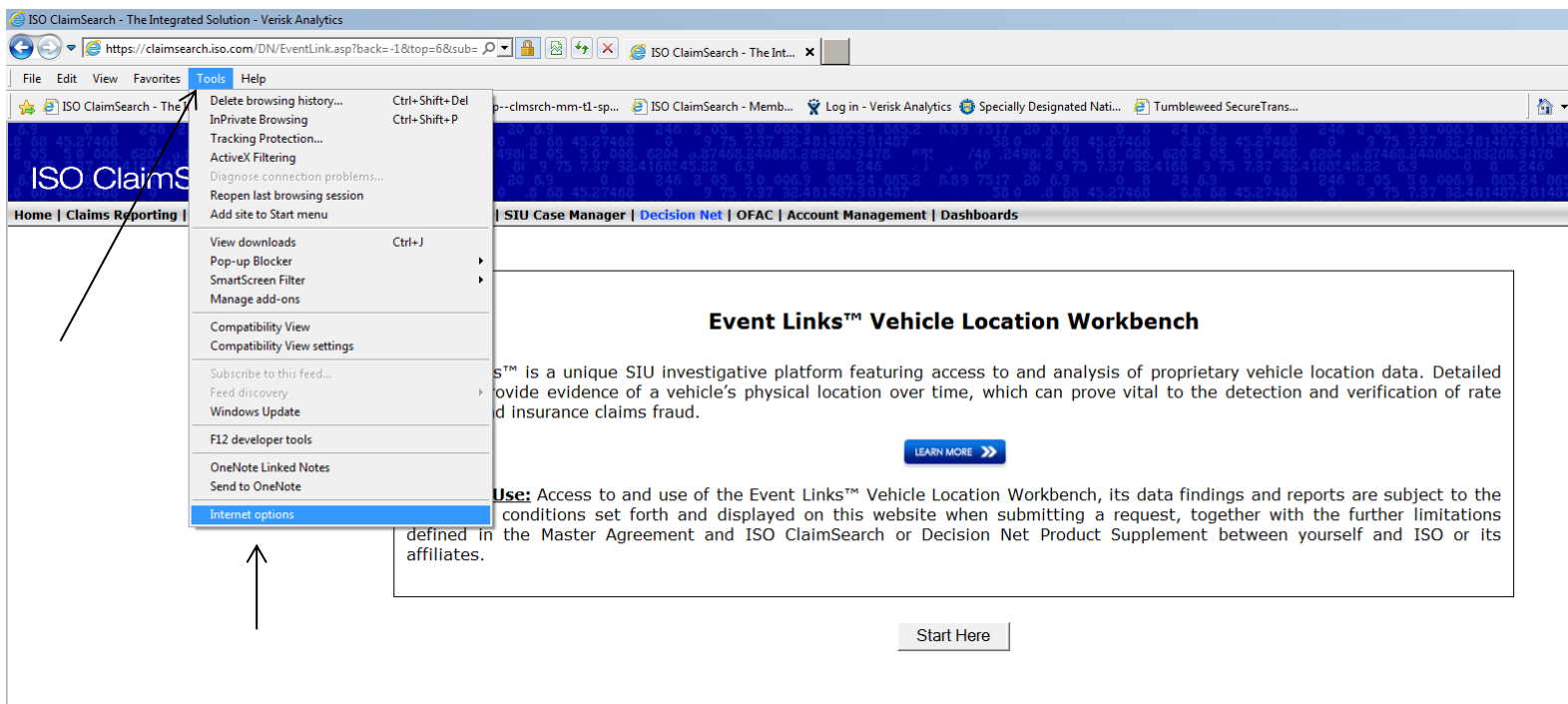


ACCESSING EVENT LINKS™: INSTRUCTIONS FOR DISABLING YOUR BROWSER'S POP-UP BLOCKER

• INTERNET EXPLORER

Click on **Tools** tab in browser heading. Position cursor over **Internet Options** at bottom of dropdown menu. Click on **Internet Options**.

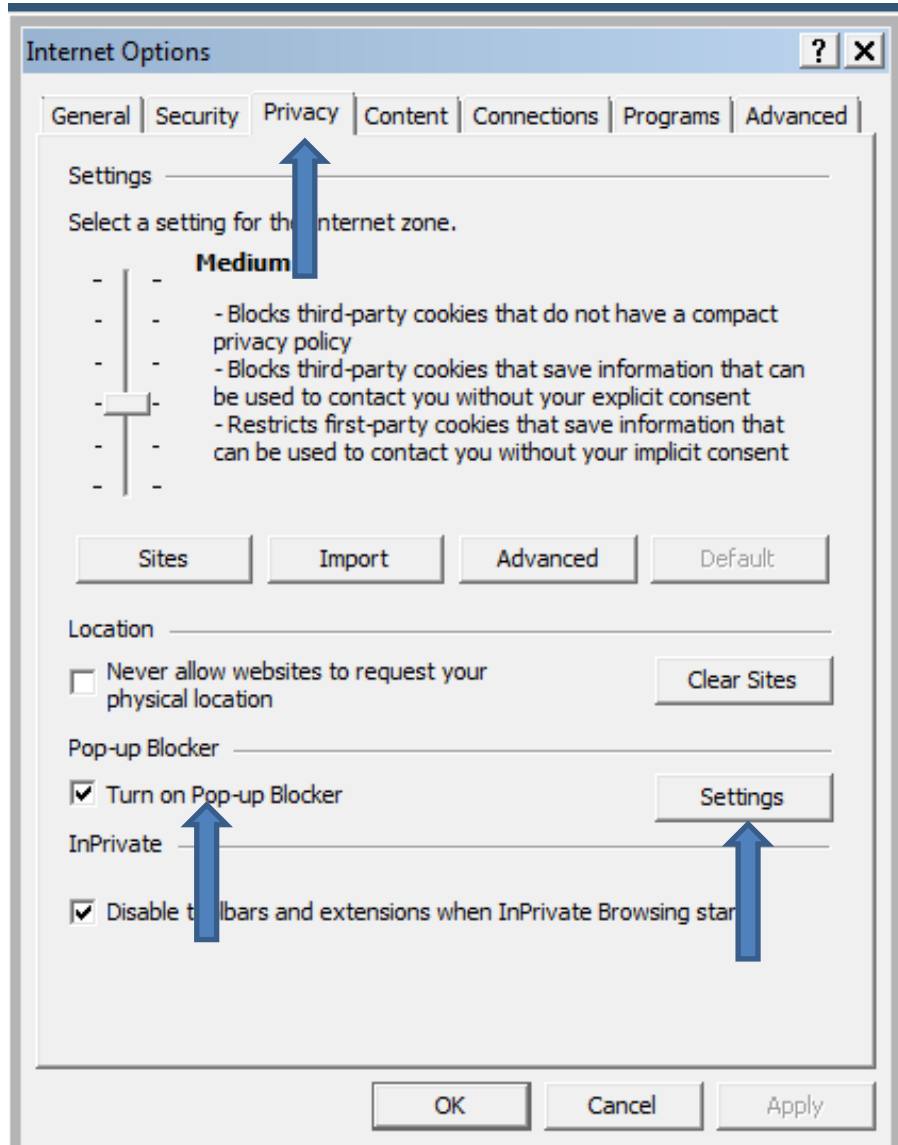


1. Click on the **Privacy** tab in the pop-up, then on **Settings** in the popup blocker section.
2. Enter the following url to the **Address of website to allow** field, then click on **Add** button:
eventlinks.drndata.com/eventlinks/GUI/HomePage.aspx
3. Click on **Close** button.


OR

1. Uncheck **Turn on Pop-up Blocker** in Pop-up Blocker section of the **Privacy** page.

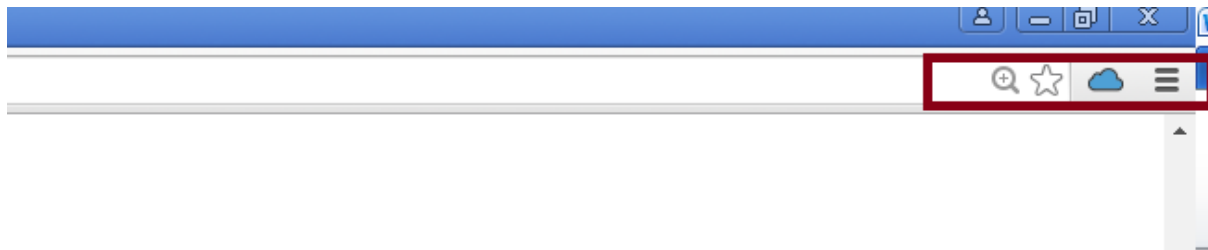
See screen capture on the following page.



- **CHROME**

1. Click on the Chrome menu icon () in the top right hand corner of the browser window.
2. Click on **Settings**.
3. Click on **Show advanced settings...** link at the bottom of the page.
4. Under the **Privacy** heading, click on the **Content settings button**.
5. Under the **Pop-ups** heading, select **Allow all sites to show pop-ups** option.
6. Click on the **Done** button.

See screen captures on the following pages.



Settings

About

On startup

- Open the New Tab page
- Continue where you left off
- Open a specific page or set of pages. [Set pages](#)

Appearance


[Get themes](#) [Reset to default theme](#)

- Show Home button
- Always show the bookmarks bar

Search

[Set](#) which search engine is used when searching from the [omnibox](#).

[Google](#) [Manage search engines...](#)

- Enable "Ok Google" to start a voice search [Learn more](#) 
Say "Ok Google" in a new tab and google.com

People



Person 1 (current)

- Enable Guest browsing
- Let anyone add a person to Chrome

[Add person...](#) [Edit...](#) [Remove...](#) [Import bookmarks and settings...](#)

Default browser

[Make Google Chrome the default browser](#)

Google Chrome is not currently your default browser.

[Show advanced settings...](#)

Settings

Search settings

People

 **Person 1 (current)**

Enable Guest browsing

Let anyone add a person to Chrome

Add person...

Edit...

Remove...

Import bookmarks and settings...

Default browser

Make Google Chrome the default browser

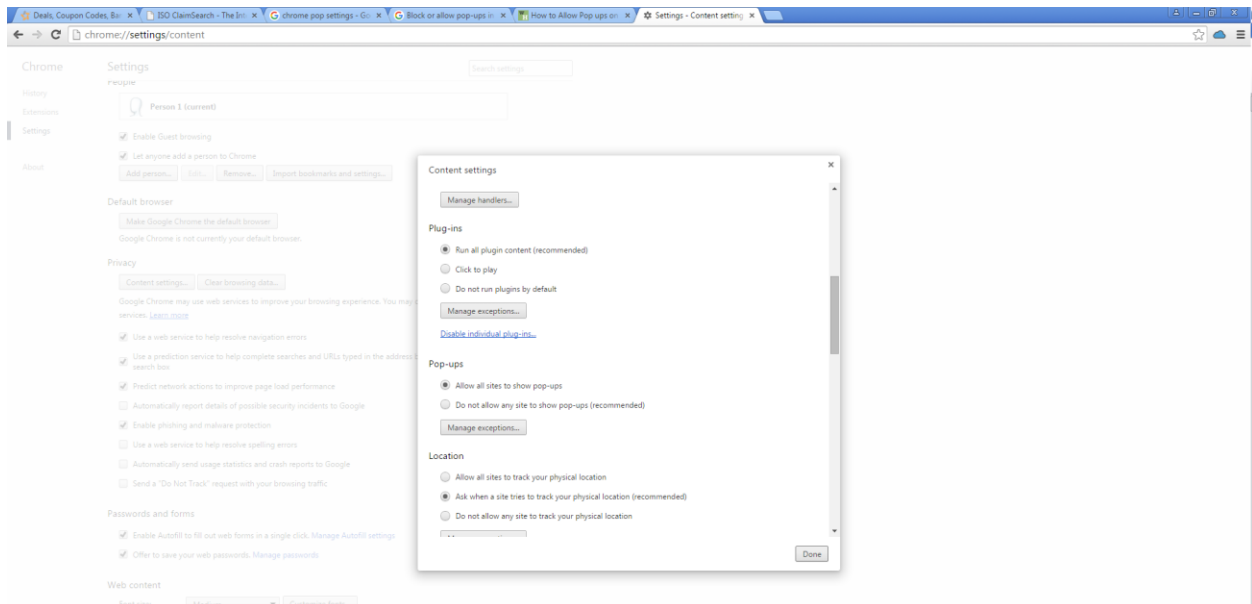
Google Chrome is not currently your default browser.

Privacy

Content settings...

Clear browsing data...

Google Chrome may use web services to improve your browsing experience. You may optionally disable these



- **FIREFOX**

Click on **Tools** tab in browser heading. Position cursor over **Options** at bottom of dropdown menu. Click on **Options**.

Click on **Content** tab in heading of **Options** page.

2. Uncheck **Block pop-up windows**.

See screen captures below.

